



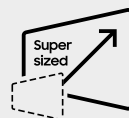
Crystal UHD Signage

QE98C

Supersize your business potential

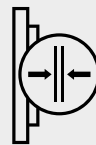
Introducing QE98C, the super-sized 98-inch LCD display that offers immersive perspective with Samsung's Quantum Processor 4K. Its massive content creates lasting moments with bold and vibrant visuals elevating business possibility at scale. Paired with a slim design, QE98C is sleek and timeless display that presents significant impact which is ideal for a variety of business environments from meeting rooms to retail spaces, enhancing their potential.

Key features



Super-sized Screen

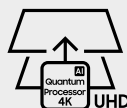
Discover the grand viewing experience of through a super-sized display that draws viewers in. The display packs realistic visuals and vibrant colors that are sure to make its contents the focal point of any space.



Slim Design

QE98C packs a breathtaking minimalist design with its slim profile and sleek look. It's designed to fit any space harmoniously, and can be seamlessly mounted to a wall as if it's a piece of art.

* Wall Mount must be purchased separately.



Quantum Processor 4K

Intelligent UHD upscaling technology, powered by Samsung's Quantum Processor 4K, elevates lower-resolution video to UHD-level quality, providing professional picture quality.

* Viewing experience may vary according to types of content and format.

Specifications

Model		QE98C	
Display Panel	Diagonal Size	98"	
	Panel Type	VA	
	Resolution	3,840 x 2,160	
	Pixel Pitch (HxV)	0.5622 x 0.5622 mm	
	Brightness (Typ.)	450 nit	
	Orientation	Landscape	
	Contrast Ratio	5,000:1	
	Viewing Angle (H/V)	178/178	
	Response Time (ms)	8 ms	
	Color Gamut	DCI 93% (Typ.)	
	Glass Haze	2%	
	H-Scanning Frequency	30-81 KHz	
	Maximum Pixel Frequency	594 MHz	
	V-Scanning Frequency	48-75 Hz	
Contrast Ratio (Dynamic)	Mega		
Operation Time Support	16/7		
Connectivity / Sound	HDMI In	4	
	DP In	No	
	DVI In	N/A	
	Version of HDMI	2	
	Version of DP	N/A	
	Version of HDCP	2.2	
	Tuner In	N/A	
	USB	2	
	IR In	No	
	HDBaseT In	N/A	
	Audio In	No	
	Audio Out	N/A	
	Video Out	N/A	
	Power Out	N/A	
	RS232 In	Yes	
	RS232 Out	N/A	
	RJ45 In	Yes	
RJ45 Out	N/A		
WiFi	Yes		
Bluetooth	Yes		
Power	Power Supply	AC100-240V, 50/60 Hz	
	Power Consumption	Max[W/h]	275
		Typical[W/h]	197
		Sleep mode	less than 0.5 W
Dimension	Set Dimension (WxHxD) (mm/ in.)	2,180.6 x 1,243.9 x 48.4 mm / 85.9 x 49 x 2 in.	
	Package Dimension (WxHxD) (mm/ in.)	2,379 x 1,431 x 350 mm / 93.7 x 56.3 x 13.8 in.	
Weight	Set Weight (kg / lbs.)	56.3 kg / 124.1 lbs.	
	Package Weight (kg / lbs.)	87.8 kg / 193.6 lbs.	
Operation Conditions	Temperature	0 °C ~ 40 °C	
	Humidity	10 ~ 80%	
Mechanical Specification	VESA Mount	600 x 400 mm	
	Bezel Width	3 Bezeless	
	Frame Material	Non-Glossy	
Optional Feature	Mount	TBD	
	Stand	In box	
SoC (System-on-Chip)	OS Version	Tizen 6.5	
	Flash Memory Size	8GB	
Eco	Energy Efficiency Class	N/A	
Certification and Compliance	EMC	Class A	
	Safety	60950-1, 62368-1	



Contact your Connection Account Team for more information.

Business Solutions 1.800.800.0014
 Enterprise Solutions 1.800.369.1047
 Public Sector Solutions 1.800.800.0019
www.connection.com/Samsung

SAMSUNG

C2596859-0424